




SCHOLASTIC
BOOK SERIES BY LUKE FLOWERS

NINJA PET BATTLE BUILDER DICE



- 1) Cut out the dice along the outside line.
- 2) tape or glue each tab together to create dice.
- 3) See page 2 for NINJA PET BATTLE BUILDER GAME instructions.

SUPPLIES NEEDED for game: drawing utensil & paper.



NINJA PET BATTLE BUILDER GAME


OBJECT OF THE GAME:

Build your unique ninja pet one roll at a time! Who will be the winner in the battle between the ninja pets!?



PLAYING THE GAME:

- 1) You can play on your own, or with a group of creative ninjas. You will each need your own paper and drawing utensil, or you can battle on a single page.
- 2) Start with the HEAD of your ninja pet.
- 3) Roll the dice. Then choose between the 2 pets which head you will draw. Then draw the head.
- 4) Repeat these steps for the body, arms, legs and tail of your Ninja Pet.
- 5) Get creative and add extra details, like a ninja mask, or fun props for your ninja pet to use in the battle.
- 6) When you complete your ninja pet, give your ninja pet a name! (Have fun and make the first and last name rhyme - like Moby Shinobi!)
- 7) NOW it's time to VOTE! Which Ninja Pet would win in the battle? Most imaginative? Most powerful? Cutest? It's up to you and your creative ninja crew!
- 8) Grab another piece of paper and PLAY AGAIN!


GET EXTRA CREATIVE AND COLOR YOUR NINJA PETS!



DRAW HEAD




DRAW BODY



DRAW ARMS



DRAW LEGS



DRAW TAIL



6 **NAME YOUR NINJA PET!**

