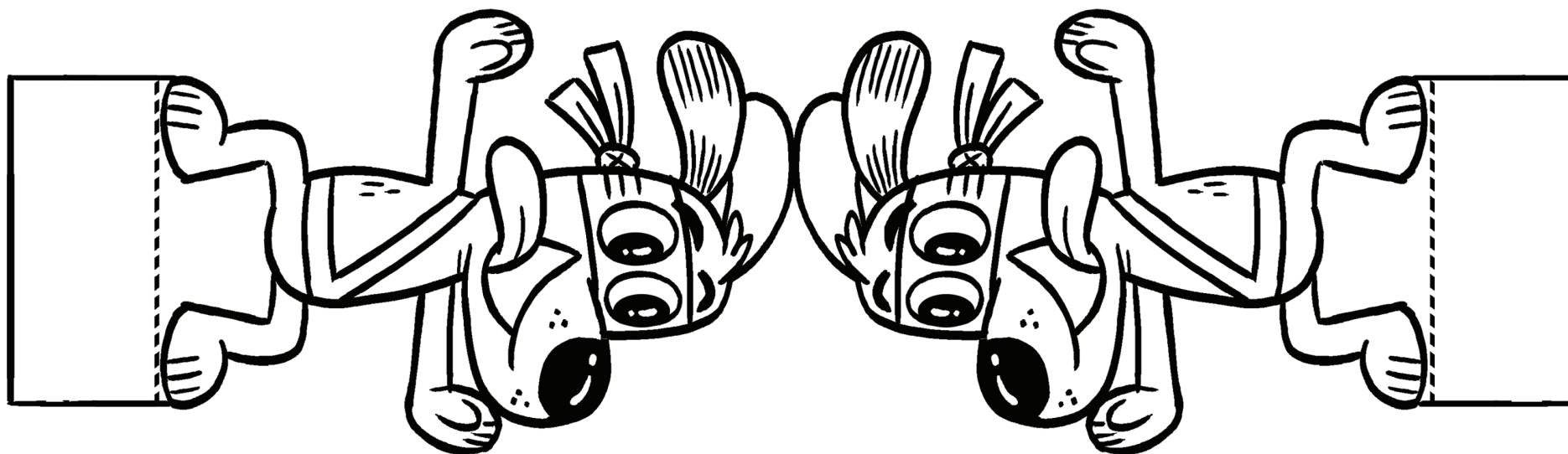
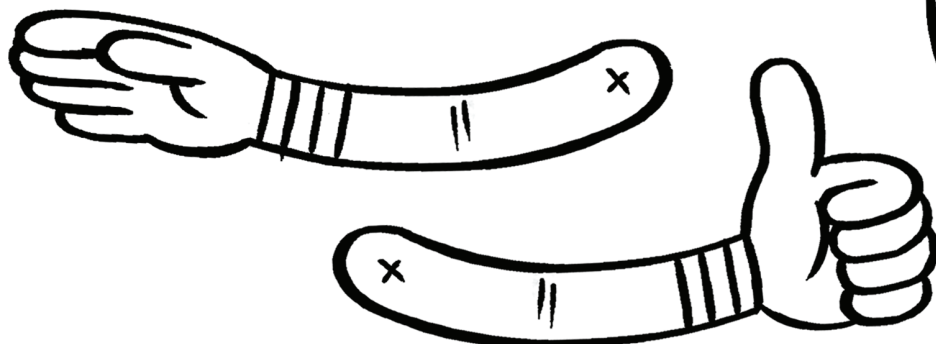





1. Color Moby & Toby Shinobi.
2. Cut Moby, Moby's arms, and Toby out.
3. Use a brad to connect Moby's arms (at the X's).
4. Fold Toby in half, fold tabs back, and tape tabs together.
5. Insert fingers through leg holes
5. Cut out circles in Moby for leg holes.
(see pages 2 and 3 for further instructions to finish activity).



1. Design and color your surfboard.
2. Cut out surfboard.
3. Color and cut out shells and crab.



1. Color the ocean and beach.
2. Fold dotted line up for back drop.
3. Place surfboard in ocean.
4. Place Toby on surfboard.
5. Place shells and crab.
6. Help Moby do HIYAH-WESOME ninja tricks on his surfboard!

**HAVE FUN RIDING
THE WAVES OF
YOUR NINJARIFIC
SURF ADVENTURES!**



MOBY SHINOBI
AND TOBY TOO!



SCHOLASTIC

BOOK SERIES BY LUKE FLOWERS

